

For: File Resubmit Approval Other _____

M2430BL1-EC1/EC2


2.5-ton SDHV Modular Variable Speed Air Handler (Blower)

Green Series

Job Name:	Location:
Date:	Tag #:
Architect:	Engineer:
Mechanical:	Distributor:
Rep:	

(Company)

(Project Manager)



Features

- Modular construction
- Multiple configurations
- Right-Handed and Painted options available
- EC Motor (variable speed)
- High system efficiency
- Easy service motor/blower
- Constant airflow
- Programmable using Windows PC
- Includes S.M.A.R.T. control board

Matching Modules
M2430BL1-EC1/EC2
M2430CL1-B
M2430CL1-E
M2430CL1-C
M2430CL1-H
M2430V*
M2430R1

Indoor Unit Size
2430

Operating Range:

Nominal Airflow	625 CFM (1080 m ³ /h)
Static pressure at nominal airflow	1.5 in. w.c. (373 Pa)
Airflow Range	200 to 700 CFM (350 to-1200 m ³ /h)

General Data:

Blower wheel diameter	9.5 in. (241 mm)
Blower wheel width	3.75 in. (95 mm)
Fan motor type	ECM
Fan motor size	1/2 hp (373 W)
Fan Speeds	Variable
Maximum motor speed	1800 RPM
Maximum air temperature over moto	150 °F (65 °C)
Supply duct size, minimum	7 in. (178 mm)
Sound Pressure Level*	56 dB(A) NC-50
Net unit weight	52 lbs. (24 kg)
Shipping Weight	57 lbs. (26 kg)
Dimensions (H x W x D)	17.5 x 25 x 14 in. (445 x 635 x 349 mm)

* Measured 3 ft (1 m) from unit

Electrical:

Control Box Style	EC1	EC2
Power Supply (Hz, Ph)	50/60, 1	
Voltage	110 V	208-230V
Full Load Current	5.6 A	3.2 A
Min. Circuit Ampacity	7.0 A	4.0 A
Max. Overcurrent Protection	15 A	
Allowable Breaker Sizes	15 A	

Optional Accessories:

- Control box extension cable, 98" (2.5 m) (A01525-G02)
- Hot water coil heating module (M2430CL1-H)
- Return air module with filter (M2430R1)
- Vertical base module with filter (M2430V*)
- Secondary drain pan, 2 module (UPC-20B)
- Secondary drain pan, 3 module (UPC-20C)
- Supply duct adapter, round (UPC-61-2430)
- Supply duct adapter, square (UPC-62-2430)
- Return adapter (UPC-104-2430)

Notes:

1. Absolute operating voltage range: 198 to 253V.
2. All wiring and piping must comply with applicable local and national code.
3. Refer to installation manual for more information.

Model Number Key:

M	2430	B	L	1	-	EC*	1
Model Series	Matching ODU Nominal Capacity	Module Type	Configuration	Revision		Motor Style	Options
M = Modular	2430 = 24000 to 30000 Btu/hr	B = Blower	L = Left R = Right			EC1 = 120V EC2 = 208 – 230V	1 = Paint White

ODU = Outdoor Unit

M2430BL1-EC1/EC2

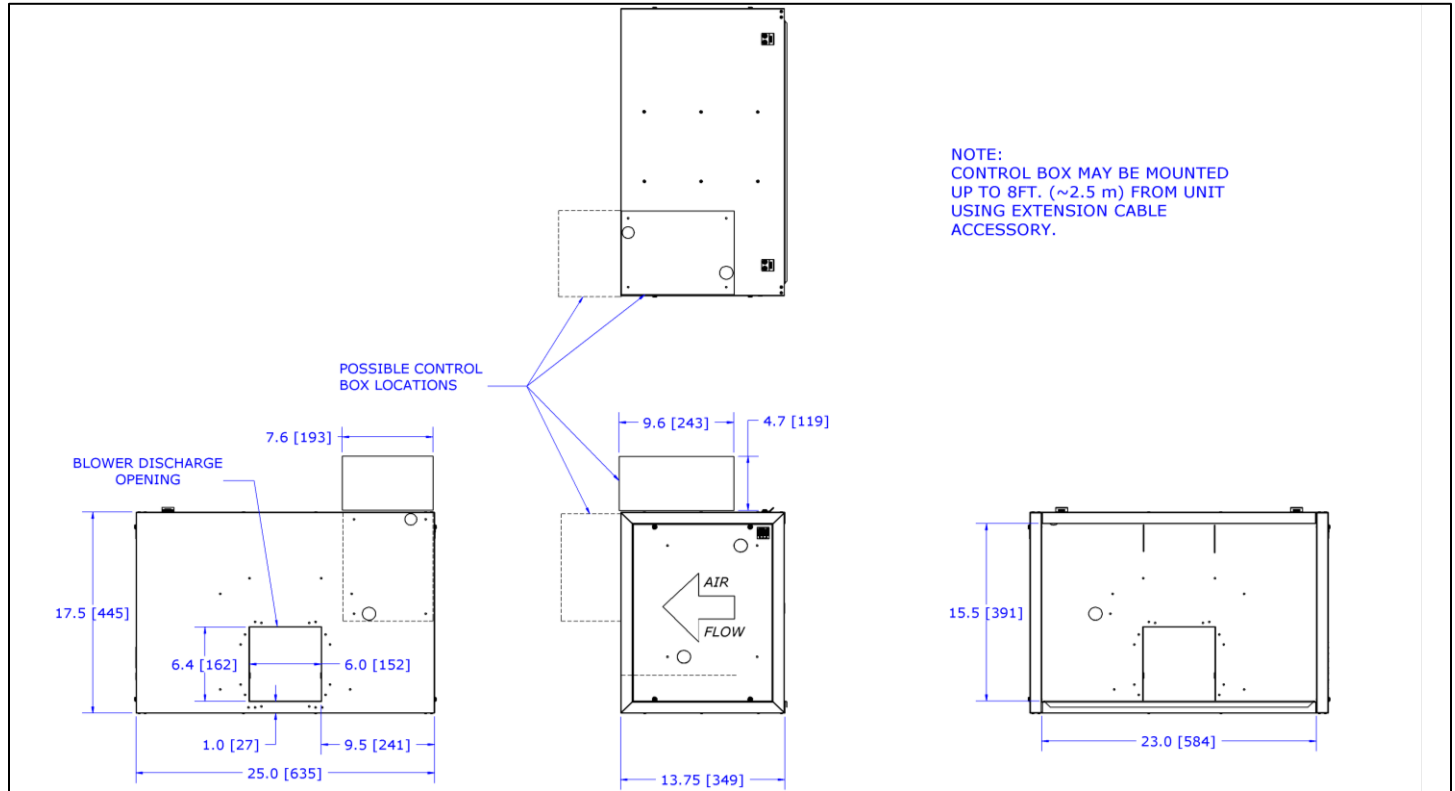
Job Name:

Location:

Date:

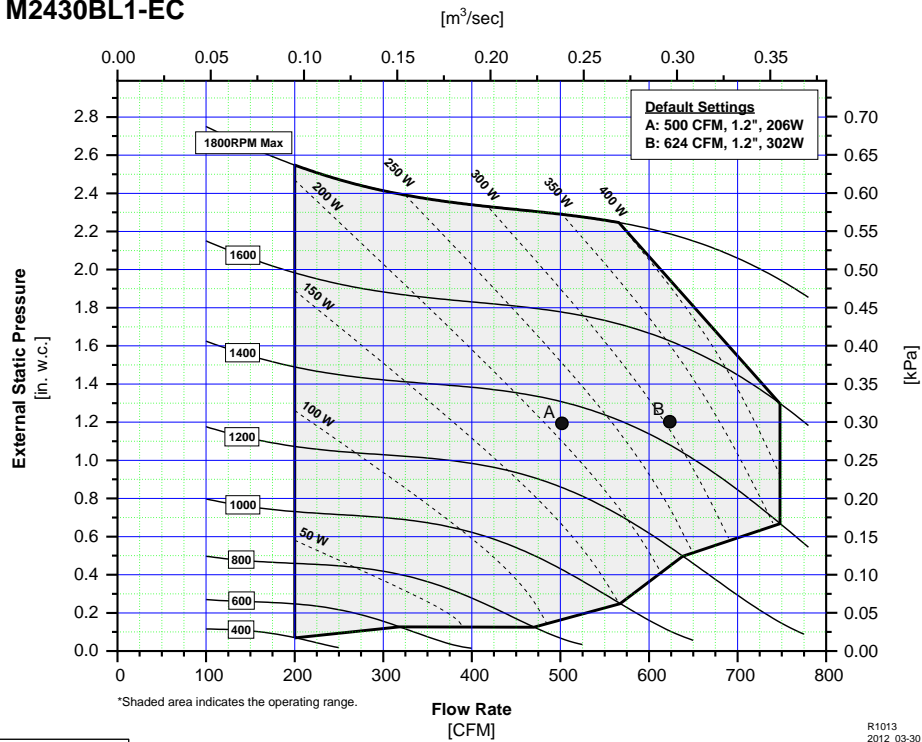
Tag #:

BLOWER MODULE DIMENSIONS



* Contact Unico for dimensions of assembled modules.

M2430BL1-EC



Unico, Inc.
<http://tech.unicosystem.com>
 314-481-9000
 800-527-0896
sales@unicosystem.com

