


For: File Resubmit Approval Other _____

M3642BL1-EC1/EC2 3.5-ton SDHV Modular Variable Speed Air Handler (Blower)

Green Series

Job Name:	Location:
Date:	Tag #:
Architect:	Engineer:
Mechanical:	Distributor:
Rep:	
(Company)	(Project Manager)



Features

- Modular construction
- Multiple configurations
- Right-Handed and Painted options available
- EC Motor (variable speed)
- High system efficiency
- Easy service motor/blower
- Constant airflow
- Programmable using Windows PC
- Includes S.M.A.R.T. control board

Matching Modules

M3642CL1-B
M3642CL1-E
M3642CL1-C
M3642CL1-H
M3642V1
M3642R1

Indoor Unit Size

3642

Operating Range:

Nominal Airflow	900 CFM (1530 m ³ /h)
Static pressure at nominal airflow	1.5 in. wc. (373 Pa)
Airflow Range	300 to 1200 CFM (510 to 2039 m ³ /h)

General Data:

Blower wheel diameter	9.5 in. (241 mm)
Blower wheel width	5.0 in. (127 mm)
Fan motor type	ECM
Fan motor size	1hp (750 W)
Fan Speeds	Variable
Maximum motor speed	1800 RPM
Maximum air temperature over motor	150 °F (65 °C)
Supply duct size, minimum	9 in. (229 mm)
Sound Pressure Level*	56 dB(A) NC-47
Net unit weight	60 lbs. (27 kg)
Shipping Weight	72 lbs. (33 kg)
Dimensions (H x W x D)	17.5 x 38 x 14 in. (445 x 965 x 349 mm)

* Measured 3 ft (1 m) from unit

Electrical:

Control Box Style	EC1	EC2
Power Supply (Hz, Ph)	50/60, 1	
Voltage	120 V	208-230V
Full Load Current	10.2 A	6.1 A
Starting Current	n/a	
Min. Circuit Ampacity	12.8 A	7.7 A
Max. Overcurrent Protection	20 A	15 A
Allowable Breaker Sizes	20 A	15 A

Optional Accessories

- Control box extension cable, 98" (2.5 m) (A01525-G02)
- Hot water coil heating module (M3642CL1-H)
- Return air module with filter (M3642R1)
- Vertical base module with filter (M3642V1)
- Secondary drain pan, 2 module (UPC-24B)
- Secondary drain pan, 3 module (UPC-24C)
- Supply duct adapter, round (UPC-61-3642)
- Supply duct adapter, square (UPC-62-3642)
- Return adapter (UPC-104-3642)

Notes:

1. Absolute operating voltage range: 198 to 253V.
2. All wiring and piping must comply with applicable local and national code.
3. Refer to installation manual for more information.

Model Number Key (available models):

M	3642	B	L	1	-	EC*	W1
Model Series M = Modular	Nominal Capacity 3642 = 36000 to 42000 Btu/hr	Module Type B = Blower	Configuration L = Left R = Right	Revision		Motor Style EC1 = 120V EC2 = 208-230V	Options W1 = Paint White

Note – for continuous product improvement, Unico reserves the right to change specifications without notice.

M3642BL1-EC1/EC2

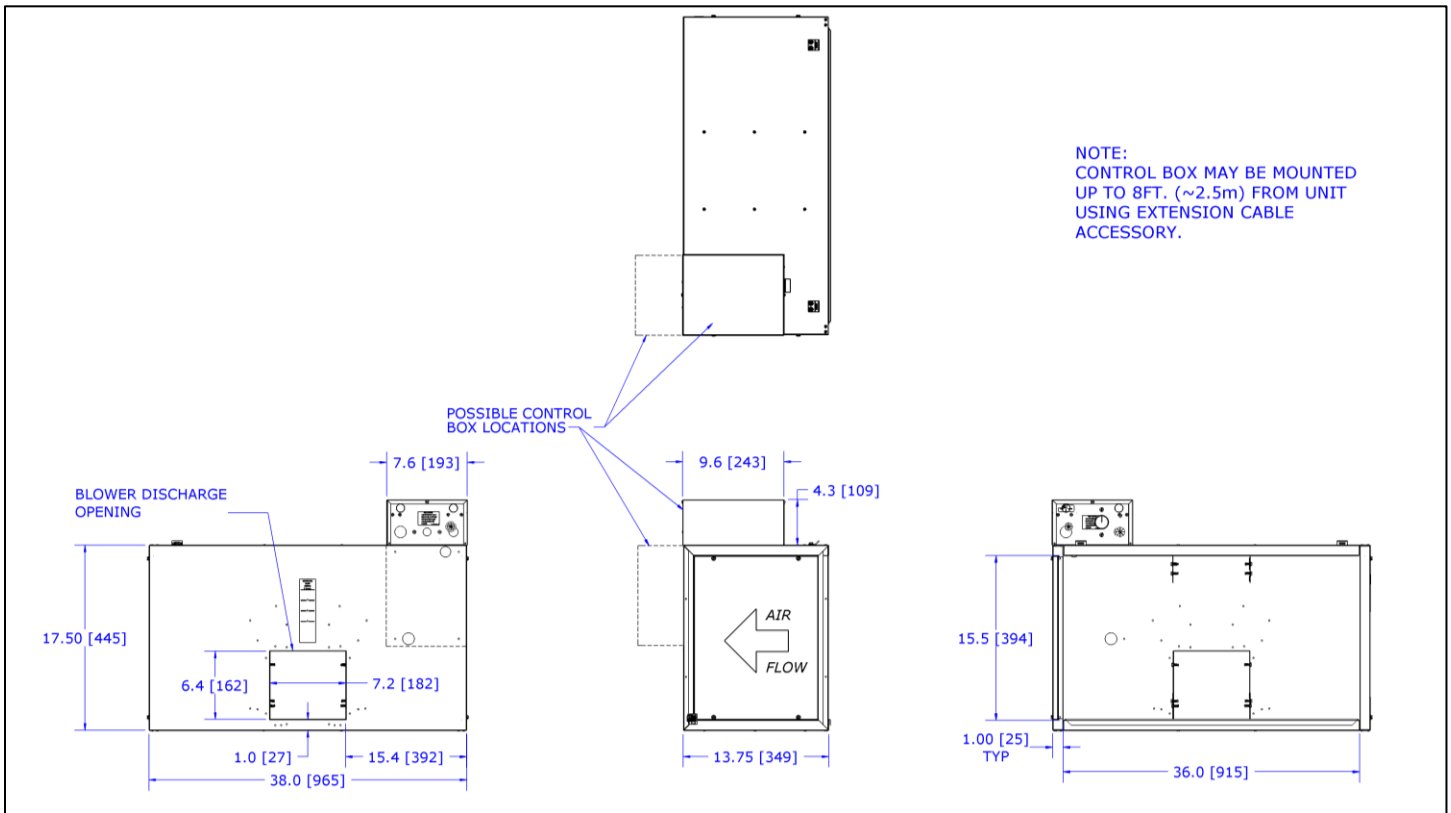
Job Name:

Location:

Date:

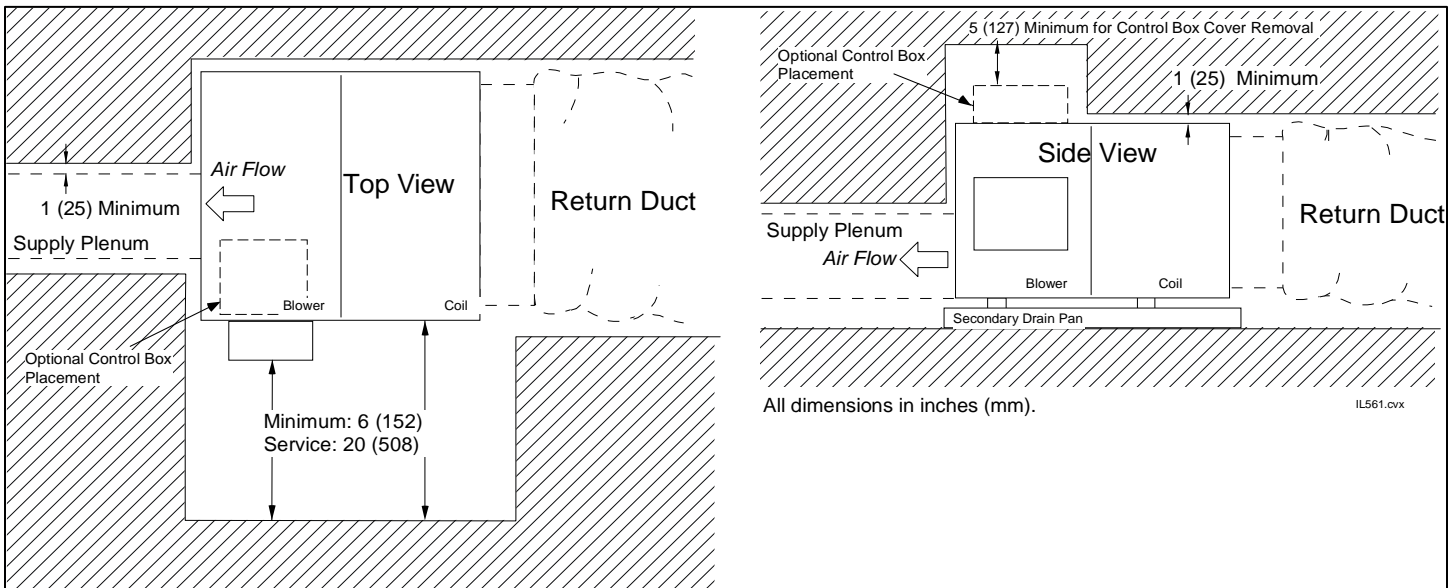
Tag #:

BLOWER MODULE DIMENSIONS



* Contact Unico for dimensions of assembled modules.

Installation Clearances



Unico, Inc.
<http://tech.unicosystem.com>
 314-481-9000
 800-527-0896
sales@unicosystem.com



Note – for continuous product improvement, Unico reserves the right to change specifications without notice.

© 2017 Unico, Inc., Arnold, MO. "Unico System" is a registered trademark of Unico, Inc.

SB-M3642BL1-EC.001 (20170815)

Page 2 of 2