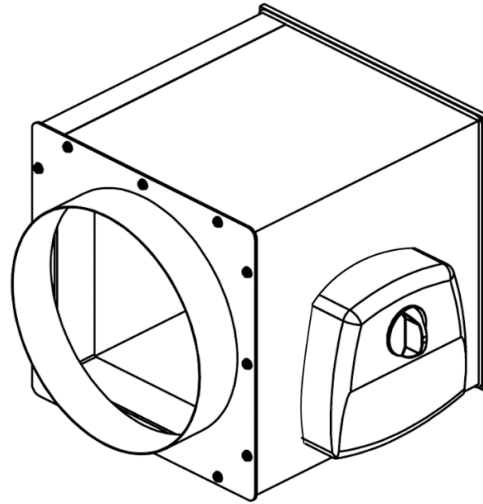
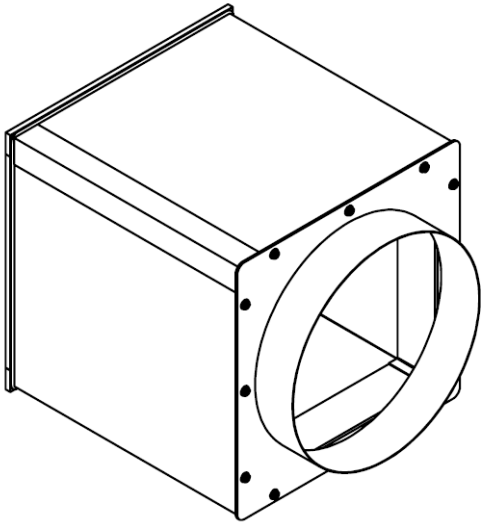


UV Light Module Specifications



Model Number Key

UVC	1	-	09
Unit Type	Revision Number	-	Cabinet Size
UVC – Cabinet Only UVL – Cabinet w/ UV Light	1, 2, 3, etc.	-	09 – 9.25"

FEATURES

- Universal connection to all Unico blower models.
- Blank sides allow installation of UV lights from any manufacturer.
- Externally insulated to prevent condensation and UV degradation of insulation.
- 10" supply collar can be adapted to any size plenum.

GENERAL DESCRIPTION

The *Unico System* UV Light Module is a compact cabinet that allows a UV light to be installed in any new or existing installation. It is designed to be attached directly to the supply side of the blower and includes a 10" round supply adapter, which can be easily adapted to any size supply plenum. It can be used in combination with an electric heater if desired, with the UV module installed between the blower and the electric heater. The UVC universal cabinet is compatible with UV lights from multiple manufacturers as long as the bulb length is less than the "Cabinet Size" designator in the Model Key. The UVL cabinet comes with knockouts and pre-cut insulation for easy installation of the included Honeywell Home¹ UV100E1043 UV light. Refer to Bulletin 30-132 and the UV light manufacturer's manuals for additional specifications, installation instructions and wiring diagrams.

¹The Honeywell Home brand is used by Resideo under license from Honeywell International.

APPLICATIONS

The UV Light Module is designed for use with any *Unico System* air-handling unit where the addition of a UV light is desired. The germicidal action of UV lights can reduce the transmission of disease and be used in all indoor spaces to supplement common indoor air

quality measures such as high efficiency filters and traditional cleaning and disinfection procedures.

Refer to Tech Note 140.001 *Ultraviolet (UV) Lights* for more information on UV lights.

DIMENSIONS

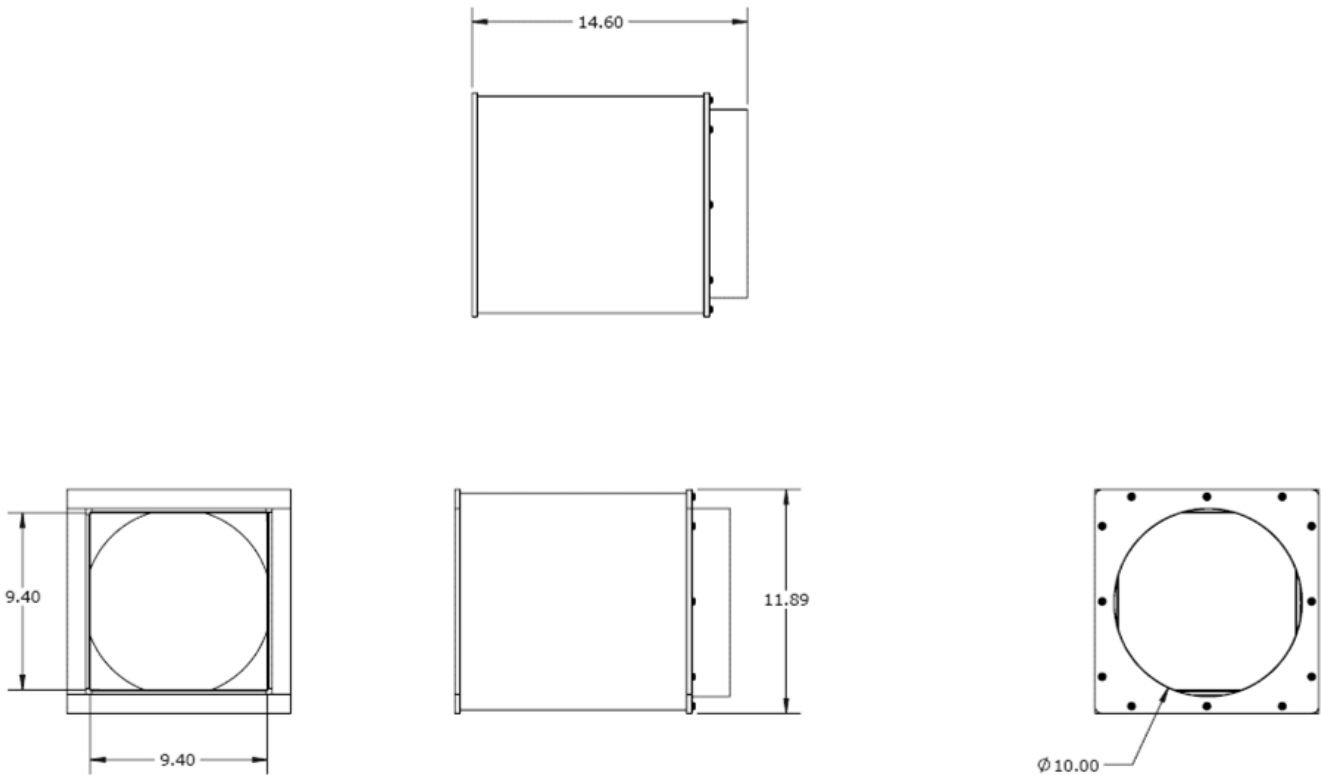


Figure 1. UV Light Module Dimensions

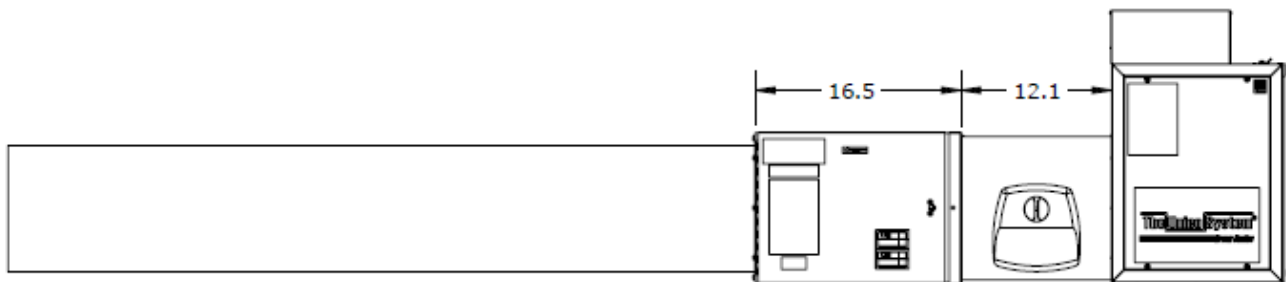


Figure 2. Installation dimensions when using an electric heater.