

For: File Resubmit Approval Other _____


M3642BL2-ST2

4.0-ton SDHV Modular Single Speed Air Handler (Blower)

Job Name:	Location:
Date:	Tag #:
Architect:	Engineer:
Mechanical:	Distributor:
Rep:	

(Company)

(Project Manager)



Features

- Modular construction
- Multiple configurations
- Right-Handed and Painted options available
- Single Speed Motor (PSC)
- Easy service motor/blower

Matching Modules

M3642CL1-B
M3642CL1-E
M3642CL1-C
M3642CL1-H
M3642V*
M3642R1

Indoor Unit Size

3642

Operating Range:

Nominal Airflow	900 CFM (1530 m ³ /h)
Static pressure at nominal airflow	1.5 in. w.c. (373 Pa)

General Data:

Blower wheel diameter	9.5 in. (241 mm)
Blower wheel width	5.0 in. (127 mm)
Fan motor type	PSC
Fan motor size	1hp (750 W)
Motor Speed	1625 RPM
Maximum air temperature over motor	60 °F (71.1 °C)
Supply duct size, minimum	9 in. (229 mm)
Sound Pressure Level*	56 dB(A) NC-47
Net unit weight	60 lbs. (27 kg)
Shipping Weight	72 lbs. (33 kg)
Dimensions (H x W x D)	17.5 x 38 x 13.75 in. (445 x 965 x 349 mm)

* Measured 3 ft (1 m) from unit

Electrical:

Power Supply (Hz, Ph)	60, 1
Voltage	208/230
Motor Capacitor	10 µF
Full Load Current	6.2 A
Starting Current (@ 60Hz, 230V)	17.4 A
Min. Circuit Ampacity	7.8 A
Max. Overcurrent Protection	15 A
Allowable Breaker Sizes	15 A

Optional Accessories:

- Hot water coil heating module (M3642CL1-H)
- Return air module with filter (M3642R1)
- Vertical base module with filter (M3642V*)
- Secondary drain pan, 2 module (UPC-24B)
- Secondary drain pan, 3 module (UPC-24C)
- Supply duct adapter, round (UPC-61-3642)
- Supply duct adapter, square (UPC-62-3642)
- Return adapter (UPC-104-3642)

Notes:

1. Absolute operating voltage range: 198 to 253V.
2. All wiring and piping must comply with applicable local and national code.
3. Refer to installation manual for more information.

Model Number Key:

M	3642	B	L	2	-	ST2	1
Model Series	Matching ODU Nominal Capacity	Module Type	Configuration	Revision		Motor Style	Options
M = Modular	3642 = 36000 to 42000 Btu/hr	B = Blower	L = Left R = Right			ST2 = 208 – 230V	1 = Paint White

ODU = Outdoor Unit

M3642BL2-ST2

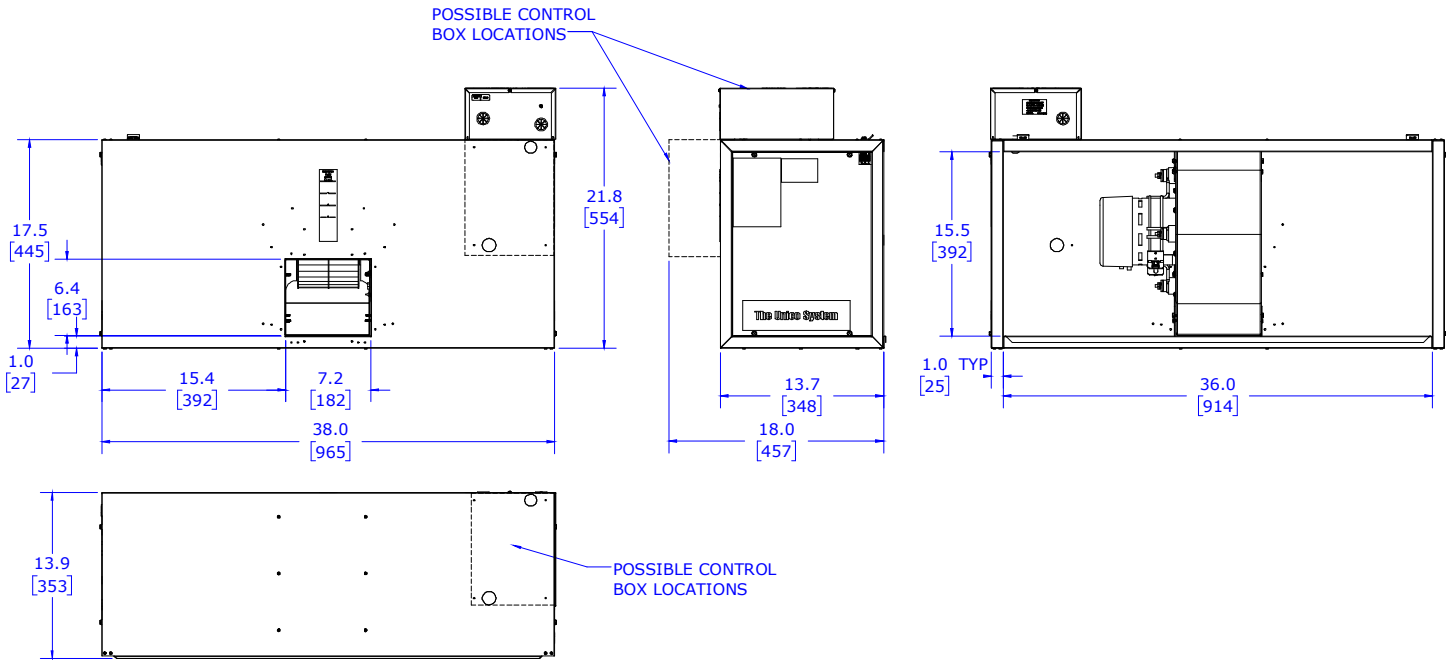
Job Name:

Location:

Date:

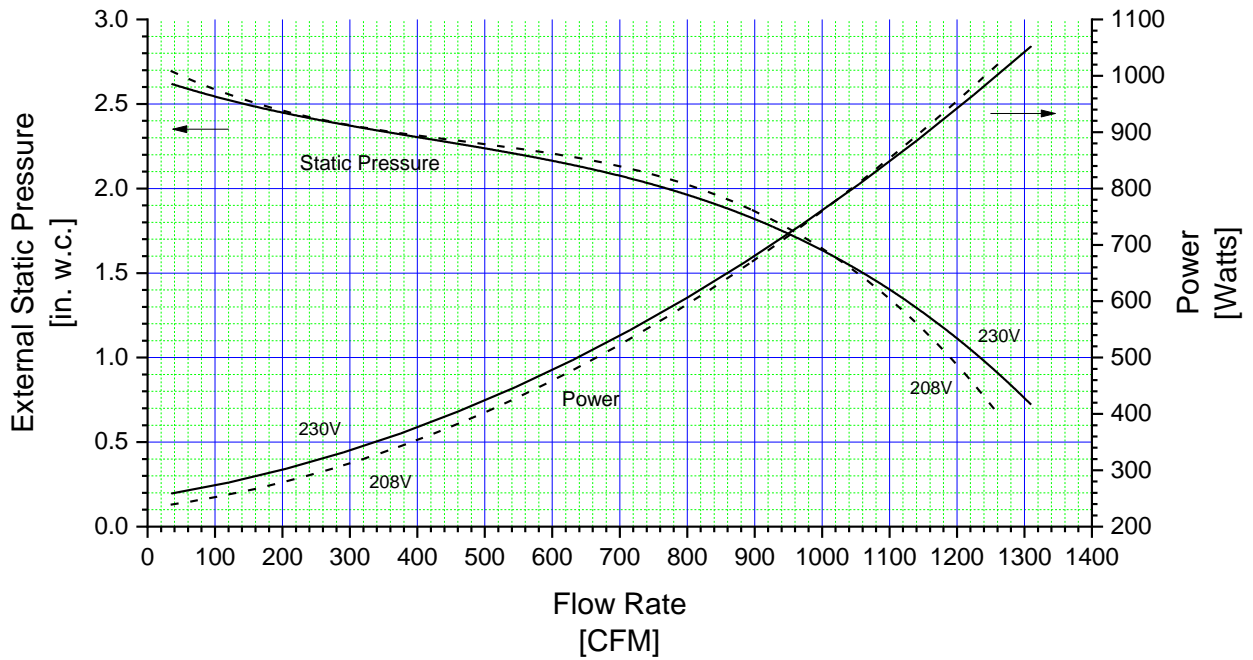
Tag #:

BLOWER MODULE DIMENSIONS



* Contact Unico for dimensions of assembled modules.

BLOWER AIRFLOW CURVES



Unico, Inc.
<http://tech.unicosystem.com>
 314-481-9000
 800-527-0896
sales@unicosystem.com

