

For: File Resubmit Approval Other _____

M3036BL1-EC*


3.0-ton SDHV Modular Variable Speed Air Handler (Blower)

Green Series

Job Name:	Location:
Date:	Tag #:
Architect:	Engineer:
Mechanical:	Distributor:
Rep:	

(Company)

(Project Manager)



Features

- Modular construction
- Multiple configurations
- Right-Handed and Painted options available
- EC Motor (variable speed)
- High system efficiency
- Easy service motor/blower
- Constant airflow
- Programmable using Windows PC
- Includes S.M.A.R.T. control board

Matching Modules

M3036CL1-B
M3036CL1-E
M3036CL1-C
M3036CL1-H
M3036V*
M3036R1

Indoor Unit Size

3036

Operating Range:

Nominal Airflow	750 CFM (1275 m ³ /h)
Static pressure at nominal airflow	1.5 in. w.c. (373 Pa)
Airflow Range	300 to 900 CFM (510 to 1530 m ³ /h)

General Data:

Blower wheel diameter	9.5 in. (241 mm)
Blower wheel width	5.0 in. (127 mm)
Fan motor type	ECM
Fan motor size	1hp (750 W)
Fan Speeds	Variable
Maximum motor speed	1800 RPM
Maximum air temperature over motor	150 °F (65 °C)
Supply duct size, minimum	9 in. (229 mm)
Sound Pressure Level*	56 dB(A) NC-47
Net unit weight	58 lbs. (26 kg)
Shipping Weight	65 lbs. (30 kg)
Dimensions (H x W x D)	17.5 x 30 x 14 in. (445 x 762 x 349 mm)

* Measured 3 ft (1 m) from unit

Electrical:

Control Box Style	EC2	EC3
Power Supply (Hz, Ph)	50/60, 1	
Voltage	120V/208V/230V	
Full Load Current	10.2 A/6.1 A	
Min. Circuit Ampacity	12.8 A/7.7 A	
Max. Overcurrent Protection	15 A	
Allowable Breaker Sizes	15 A	

Optional Accessories:

- Control box extension cable, 98" (2.5 m) (A01525-G02)
- Hot water coil heating module (M3036CL1-H)
- Return air module with filter (M3036R1)
- Vertical base module with filter (M3036V*)
- Secondary drain pan, 2 module (UPC-27B)
- Secondary drain pan, 3 module (UPC-27C)
- Supply duct adapter, round (UPC-61-3036)
- Supply duct adapter, square (UPC-62-3036)
- Return adapter (UPC-104-3036)

Notes:

1. Absolute operating voltage range: 104V – 127V, 188V – 254V
2. All wiring and piping must comply with applicable local and national code.
3. Refer to installation manual for more information.

Model Number Key:

M	3036	B	L	1	-	EC*	1
Model Series	Matching ODU Nominal Capacity	Module Type	Configuration	Revision		Motor Style	Options
M = Modular	3036 = 30000 to 36000 Btu/hr	B = Blower	L = Left R = Right			EC2 = 120V – 208/230V EC3 = 120V – 208/230V, CE Certified	1 = Paint White

ODU = Outdoor Unit

M3036BL1-EC*

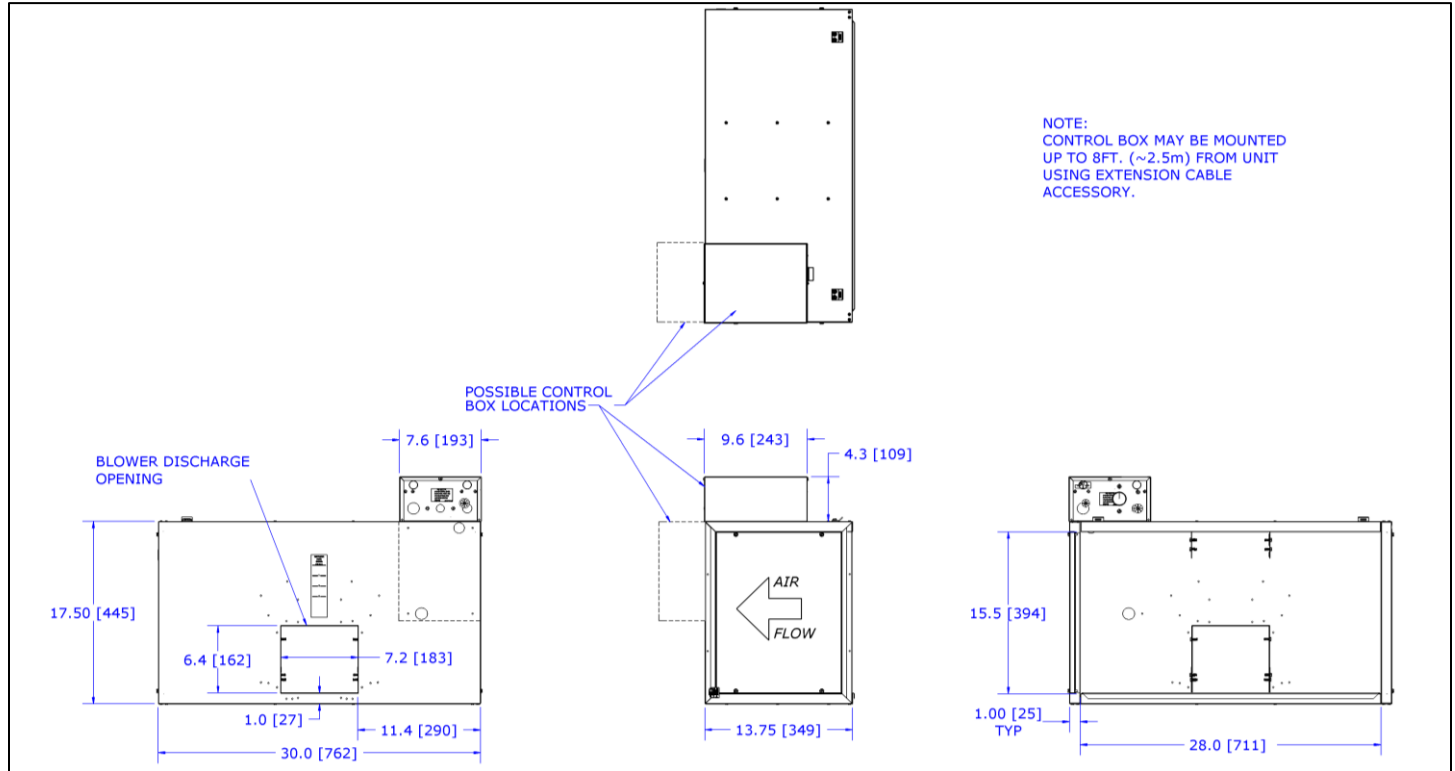
Job Name:

Location:

Date:

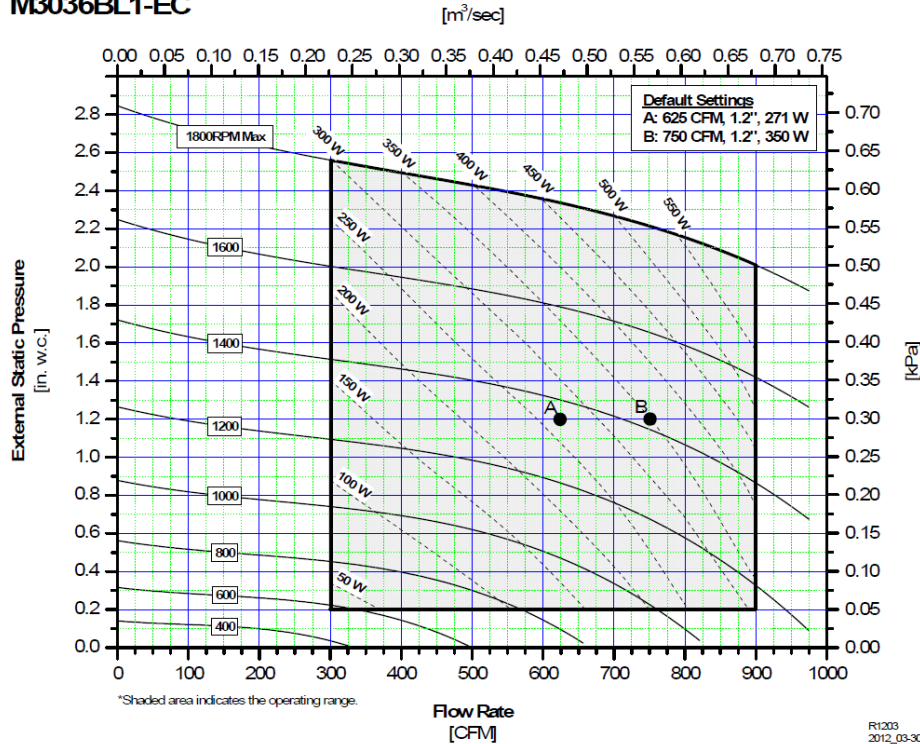
Tag #:

BLOWER MODULE DIMENSIONS



* Contact Unico for dimensions of assembled modules.

M3036BL1-EC



Unico, Inc.
<http://tech.unicosystem.com>
 314-481-9000
 800-527-0896
sales@unicosystem.com

