


For: File Resubmit Approval Other _____

M3642CL1-H 3.5-ton SDHV Hot Water Coil Heating Module

| | |
|-------------|-------------------|
| Job Name: | Location: |
| Date: | Tag #: |
| Architect: | Engineer: |
| Mechanical: | Distributor: |
| Rep: | |
| (Company) | (Project Manager) |



M3642CL1-H

Features

- Modular construction
- Multiple configurations
- Enhanced Aluminum fins
- Copper tubes
- Fully lined with closed cell insulation

Matching Modules

M3642BL1-EC1
M3642BL1-EC2
M3642BL1-ST2
M3642CL1-B/E
M3642V
M3642R

Indoor Unit Size

3642

Operating Range

| | |
|------------------|--|
| Nominal Capacity | 3.5-ton (12.3 kW) |
| Airflow Range | 300 to 1200 CFM (510 to-2039 m ³ /h) |

General Data:

| | |
|----------------------------------|---|
| Rated performance | see AHRI directory* |
| Net coil face area | 3.43 ft ² (0.32 m ²) |
| Tube diameter | 1/2 in. (12.7 mm) |
| Number of rows | 4 |
| Fin density | 12/in. (472/m) |
| Water Connection Size, ODF Sweat | 7/8 in. (22.2mm) |
| Design pressure | 150 psig (1034 kPa) |
| Coil Water Volume | 1.37 gal (5.2 L) |
| Shipping Weight (Cabinet Only) | 28 lbs. (12.7 kg) |
| Shipping Weight (Coil Only) | 48 lbs. (21.8 kg) |
| Cabinet Dimensions (H x W x D) | 17.5 x 38 x 12 in. (445 x 965 x 305 mm) |
| Coil Dimensions (H x W x D) | 15.9 x 33.0 x 4.5 in. (403 x 839 x 115 mm) |

* www.ahridirectory.org

Optional Accessories

- Control box extension cable, 98" (2.5 m) (A01525-G02)
- Modular Refrigerant Heat Pump/AC coil (M3642CL1-B/E)
- Return air module with filter (M3642R1)
- Vertical base module with filter (M3642V1)
- Secondary drain pan, 2 module (UPC-24B)
- Secondary drain pan, 3 module (UPC-24C)
- Supply duct adapter, round (UPC-61-3642)
- Supply duct adapter, square (UPC-62-3642)
- Return adapter (UPC-104-3642)

Notes:

1. All wiring and piping must comply with applicable local and national code.
2. Refer to installation manual for more information.
3. Refer to AHRI directory for compatible outdoor match and rated performance.

Model Number Key (available models):

| M | 3642 | C | L | 1 | - | X | 1 |
|--------------|------------------------------|-------------|-----------------------|----------|---|---|-----------------|
| Model Series | Nominal Capacity | Module Type | Configuration | Revision | | Style | Options |
| M = Modular | 3642 = 36000 to 42000 Btu/hr | C = Coil | L = Left R = Right | | | X = Cabinet Only, No Coil H = Hot Water Coil | 1 = Paint White |

M3642CL1-H

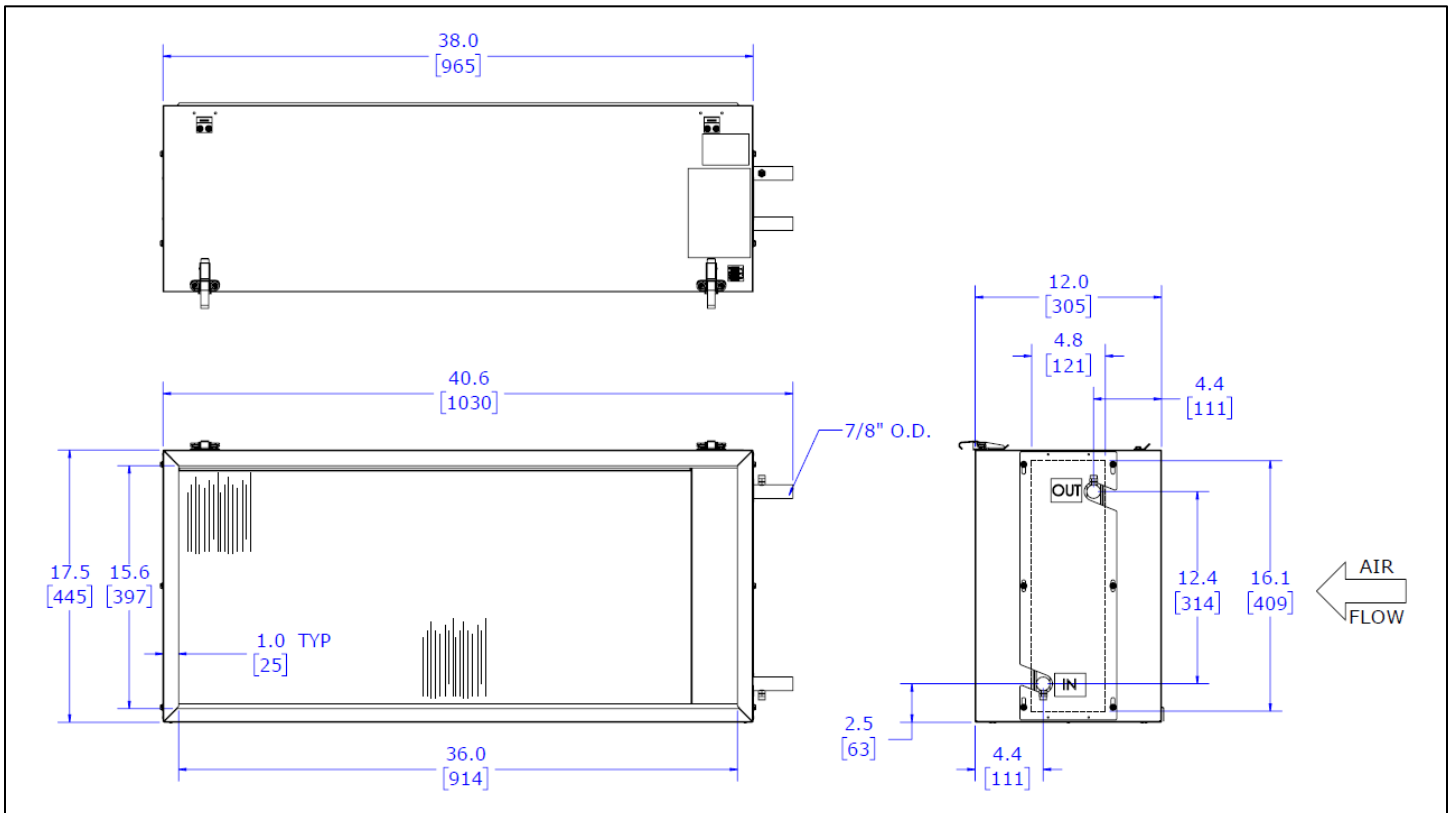
Job Name:

Location:

Date:

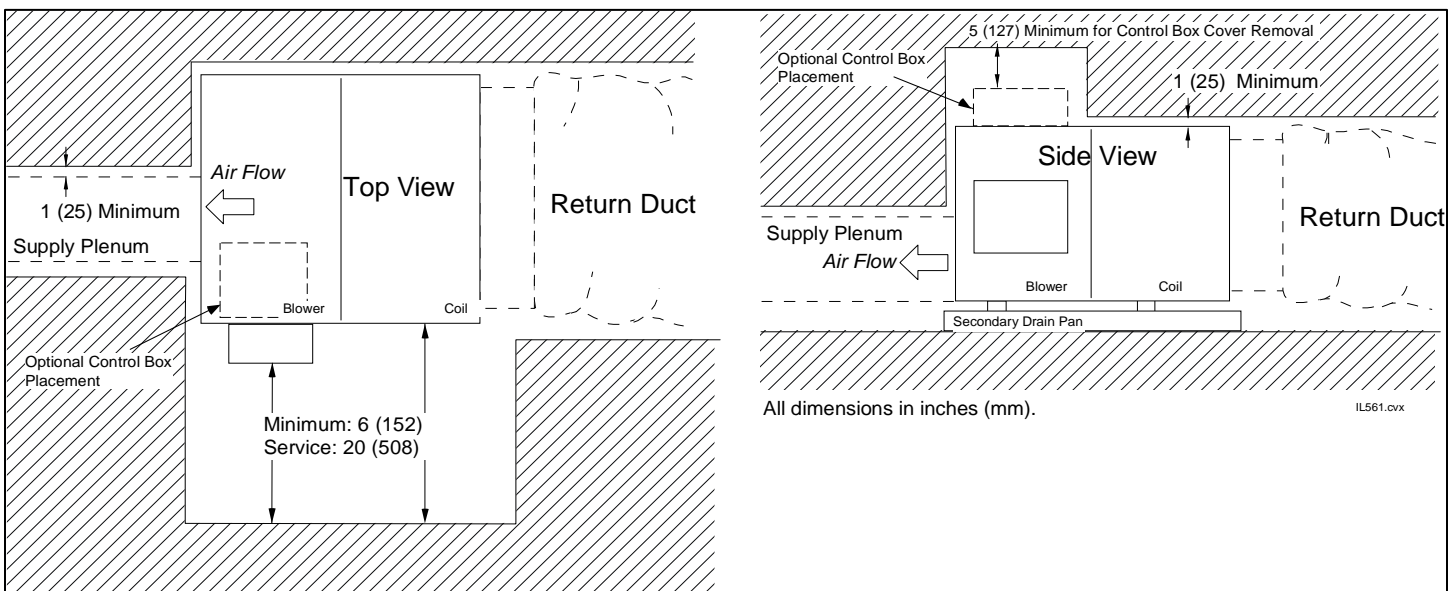
Tag #:

REFRIGERANT COIL MODULE DIMENSIONS (LEFT HAND)



* All dimensions in inches [mm]. Contact Unico for dimensions of assembled modules or for right hand dimensions

Installation Clearances



Unico, Inc.
<http://tech.unicosystem.com>
 314-481-9000
 800-527-0896
sales@unicosystem.com



Note - for continuous product improvement, Unico reserves the right to change specifications without notice.

© 2017 Unico, Inc., Arnold, MO. "Unico System" is a registered trademark of Unico, Inc.

SB-M3642CL1-H.001 (20170815)

Page 2 of 2